

Australian Christian College - Victoria **Annual Report 2023**



Contents

3	Chairman's Report
4	ACC Victoria 2023 Finances
5	ACC Benalla
6	Benalla Our Year in Review
7	Benalla Teacher Standards and qualifications
9	Benalla Student Enrolment
10	Benalla Student Attendance
11	Benalla NAPLAN Results
16	ACC Casey
17	Casey Introduction
18	Casey Staff Profile
19	Casey Professional Development
20	Casey Student Enrolment
21	Casey Student Attendance
22	Casey NAPLAN Results

Chairman's Report

It is with great pride that I reflect on the past year at Australian Christian College Victoria. This year has marked a significant period of growth and transformation for our school community, highlighted by the relocation and renaming of our Benalla campus, as well as the renaming of our school, which better reflects our identity and the expansive vision we hold for the future. Additionally, we celebrated the addition of a new campus, ACC Casey, further expanding our reach and commitment to providing quality Christian education across the region.

One of the most significant changes this year was the renaming of our school from Australian Christian College Hume to Australian Christian College Victoria. This decision was driven by the addition of our new campus, ACC Casey, and the anticipation of future campuses. Consequently, our original campus name will soon be changed to Australian Christian College - Benalla. This change honours our strong connection to the Benalla community and represents our commitment to providing quality Christian education in this region.

A key milestone this year has been the incredible blessing of our move to the GoTAFE site in Benalla. The facilities are fantastic, and we are deeply thankful for God's provision in this transition.

We are also excited to announce that we have submitted applications to the VRQA to establish a virtual campus, which will be known as Australian Christian College Victoria Online. This initiative represents a significant expansion of our educational offerings, and we ask for your prayers as we seek approval and look forward to its successful launch.

I would like to extend my heartfelt thanks to Mr Sam Woods for his diligent efforts in leading ACC Benalla. His leadership has been instrumental in navigating the campus through a period of great change and ensuring a wonderful start at its new location.

I also wish to thank Mr Peter Bromhead and the team at ACC Casey for their continued diligence and leadership at our new campus. We are particularly excited about the appointment of Mr Caleb Peterson as the new principal of this campus, and we look forward to seeing how God will work through him in this community.

Finally, I want to express my gratitude to our directors - Mr Norm Fitzgerald, Mr Andrew Whalan, Mr Steven Pereira and Mr Caleb Nicholes - for their prayerful thoughts and unwavering support. Their guidance has been invaluable as we navigate this exciting time of growth and change.

As we look ahead, we are filled with anticipation for what the future holds. The coming year will see continued focus on expanding our offerings, strengthening our community ties, and upholding the values that define our school. We are confident that Australian Christian College Victoria will continue to be a beacon of Christian education in our region.

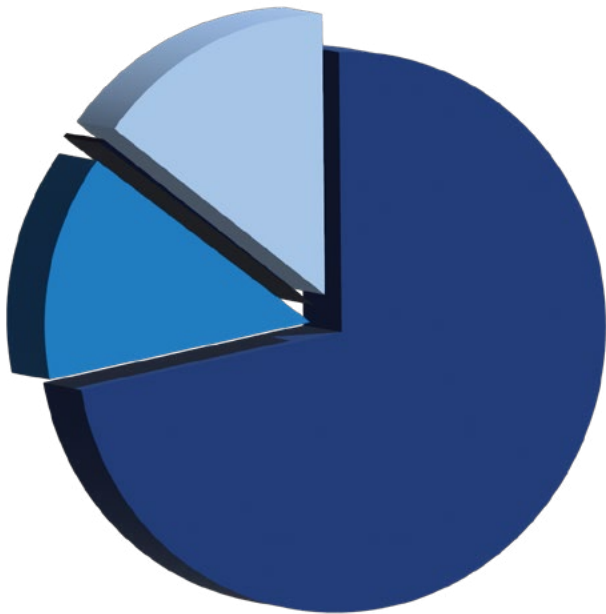
Thank you to our students, parents, staff, and the wider community for your ongoing support and commitment to our school. Together, we are shaping a bright future for Australian Christian College Victoria.

Sincerely,



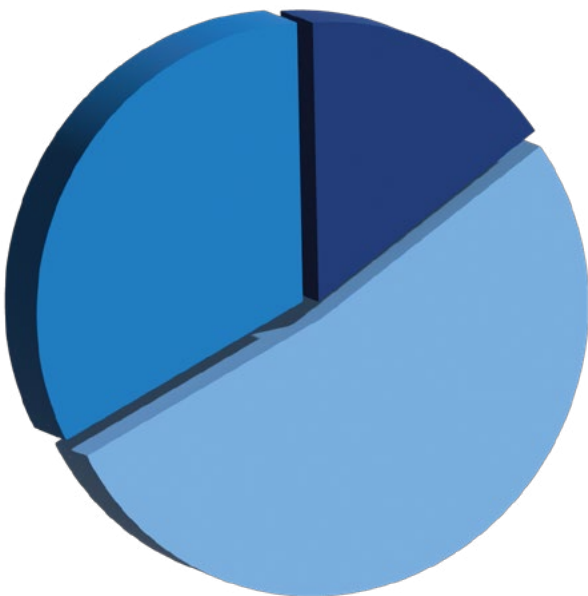
Jeremy Kwok
Board Chair
Australian Christian College Victoria

ACC Victoria 2023 Finances



Income 2023

- Commonwealth Recurrent Grants **\$3,076,855**
- State Recurrent Grants **\$557,984**
- Government Capital Grants **\$21,350**
- Fees & Private Income **\$603,889**



Expenses 2023

- Capital Expenditure **\$766,808**
- Salaries Allowances & Related Expenses **\$2,542,244**
- Non Salaries Expenses **\$1,565,694**



**AUSTRALIAN
CHRISTIAN COLLEGE**
BENALLA

Our Year in Review

2023 was an exciting year for Australian Christian College - Benalla. We continued the trajectory of Secondary School expansion as our Year Eight students moved into Year Nine. We maintained a stand alone Prep class and saw enrollment growth across the entire school. Undeniably the most significant and exciting change at ACC - Benalla was the big move from our beloved Sydney Road campus to our new location at 57 Samaria Road.

Our school had been outgrowing our campus at Sydney Road for a number of years and moving to the old GoTafe site provided us with the much needed space to continue on our growth journey. Immediately we were able to make use of a library space, an art room, a science room, a music room and more than enough general classrooms to provide excellent learning opportunities for our students well into the future.

Our new building is also a blessing to the teaching staff. A Primary office and Secondary office were created to allow teaching staff their own space to prepare for their lessons, collaborate and store resources. In addition to this we were able to create a meeting room, a conference room for larger gatherings, a sufficient administration space for our growing needs and a staff kitchen that can fit everyone.

Moving into our new facility was not without its challenges. It wasn't until Friday, January 27 that we got the final approval from the VRQA to begin teaching classes and we did on Monday, January 30. We had already done a range of minor renovations to prepare the site for classrooms. The largest challenge was spending most of Term One without an internet connection. God was faithful and guided us through every challenge and we finished the year in a strong position.

Our primary educational focus was on implementing Explicit Direct Instruction (EDI) as our signature pedagogy. The whole staff completed professional development on the pedagogy and in partnership with CEM we were able to welcome an instructional coach on site as well as virtually fortnightly throughout the year. Our coach worked closely with a number of our teachers to fast track their improvement as practitioners. We saw great improvements in student engagement and academic outcomes.

With our new facilities and a number of new staff, we were able to increase our co-curricular offerings with a Secondary elective program and a number of new sporting opportunities. We began to develop a vegetable garden in the back corner of the property as part of an agriculture and horticulture elective, purchased 3D printers and robotics equipment for STEM classes and hosted our own sporting carnivals. One of our PE teachers Mrs. Swanepoel had to move to Perth mid year and by God's grace we were able to replace her with an equally exceptional educator on very short notice.

Our Parents and Friends Committee continued to work at creating a space for parent involvement in our College Community. They organised a number of events including Mother's Day, Father's Day and most significantly our Bush Dance fundraising event which was attended by more than 120 community members and raised just over five thousand dollars to go towards our future playground.

We continued to show strong growth in enrolments in 2023. We added a new bus run to Mansfield at the start of the year which will open up a new community to Christian Education. With our impressive new campus and many positive reports from our community, we attracted a large number of new families throughout the year. We began the year with 98 students and had 120 students at the August census.

In an exciting conclusion to the year, the VRQA approved ACC - Benalla to add Year Ten in 2024. We look forward to continuing to build up to VCE at our school and look forward to what God has in store for our community.



Sam Woods
Principal
ACC Benalla

Teacher Standards and Qualifications

Australian Christian College - Benalla is committed to providing an inspirational staff who are committed to providing a safe and challenging learning environment for our students. All teaching staff are selected on the basis of their qualifications, competency in teaching, a

demonstrated love of education and a strong, personal Christian faith.

All teaching staff meet the professional requirements of the Victorian Institute of Teaching.

Name	Role	Registration	Qualifications	Class
Sam Woods (Full Time)	Principal	Full Registration #392262	B.A. (Music) M. Teach (Secondary)	Principal
Alison Stephens (Full Time)	Teacher	Full Registration #173343	Dip. Teaching, Dip Ed. Admin, Dip. Divinity	Prep
Emily Roe (Full Time)	Teacher	Provisional Registration #715262	B.Ed (Primary)	Years 1-2
Tristan Wilson (Full Time)	Teacher	Full Registration #722048	B.A. (Television Production) M. Teach (Primary)	Years 3-4
Viviane Kannemeyer (Full Time)	Teacher	Full Registration # 342172	Dip. Ed	Years 5-6
Yen Kong Loh (Full Time)	Teacher	Full Registration #354205	Grad. Dip. Ed B.A. of Arts B.A. of Theology Dip. Christian Ministry	Secondary Humanities
Dale Stebbins (Full Time)	Teacher	Full Registration #711245	B.A. of Teaching B.A. of Exercise Science	Secondary Maths, Science & PE
Christine White (O.4)	Teacher	Full Registration #322818	B.Ed	Secondary English
Elena Werner (O.6)	Teacher	Full Registration #399736	B.Ed (Primary)	Primary Humanities
Tenille Santostefano (O.4)	Teacher	Full Registration #332465	B. Ed (Primary and Early Childhood)	Primary PE
Susan Galloway	Teacher	Full Registration #198011	B. Ed (Primary) Adv. Dip. Christian Counseling and Family Therapy	Learning Support Teacher



Staff Addition and Retention

There was a 100% retention rate of staff from 2022 to 2023. We added three teaching staff, one bus driver and one teacher aide.

Staff Composition

Staff	Percentage Female	Percentage Male
Principal (1)		100%
Teaching (9 - 6+3)	66%	33%
Education Support (3)	100%	
Administration (1)	100%	
Ancillary (3)		100%

Student **Enrolment**

Year Level	Aug 2023
Prep	12
Year 1	10
Year 2	13
Year 3	5
Year 4	15
Year 5	13
Year 6	13
Year 7	11
Year 8	14
Year 9	14
Total	120



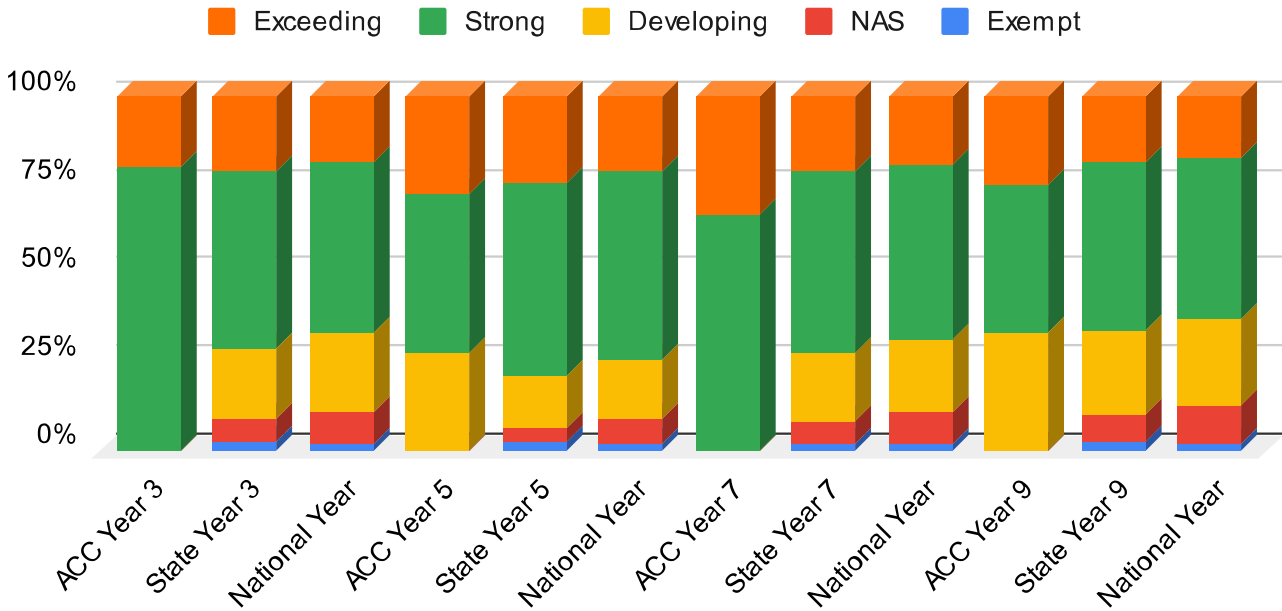
Student Attendance

Student attendance in 2022 was as follows:

Class	Attendance
Prep	85.8%
Year 1	89.8%
Year 2	91.2%
Year 3	91.6%
Year 4	91.3%
Year 5	89.8%
Year 6	90.4%
Year 7	92.6%
Year 8	89%
Year 9	88.5%
Primary Average	89.97%
Secondary Average	90.03%
School Average	90%

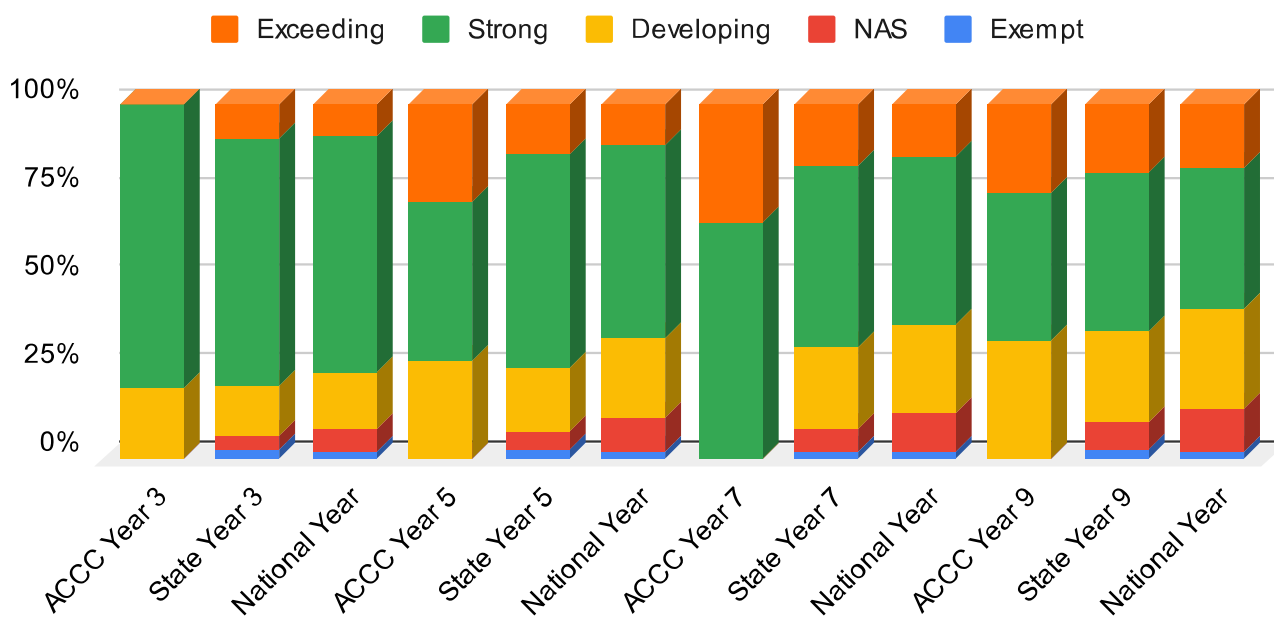
NAPLAN Results

Reading



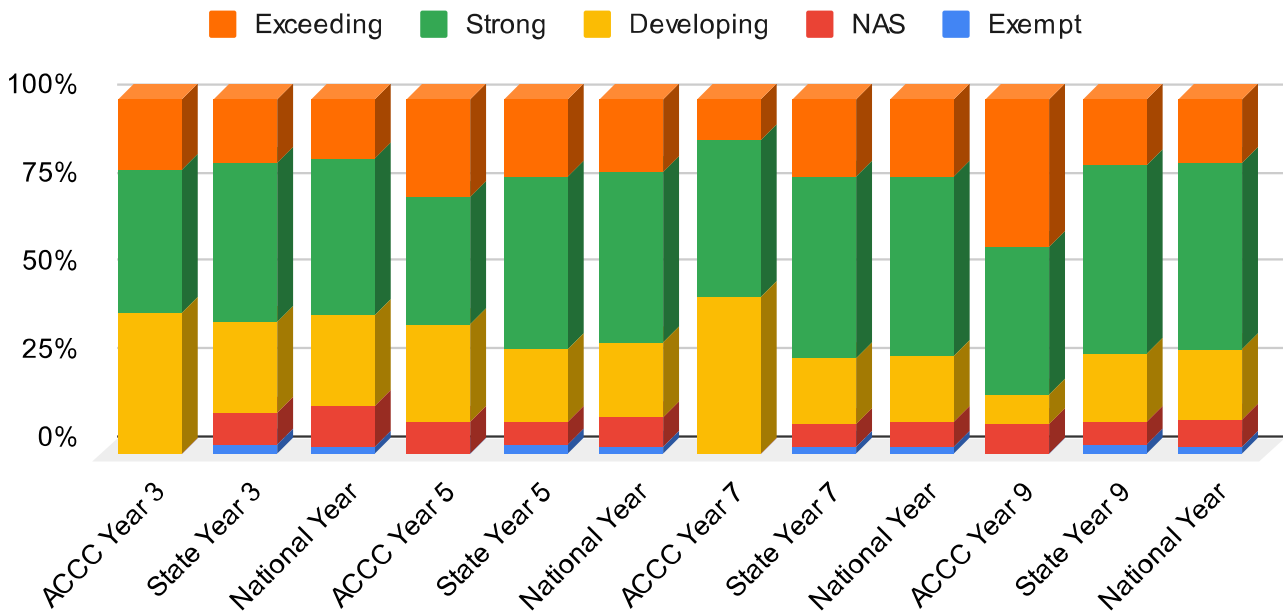
	Exempt	NAS	Developing	Strong	Exceeding	Participating Students
ACCC Year 3	0.00%	0.00%	0.00%	80.00%	20.00%	5
State Year 3	2.40%	6.30%	20%	50%	21.20%	78,353
National Year 3	1.90%	9.10%	22.20%	48.50%	18.30%	307,079
ACCC Year 5	0.00%	0.00%	27.30%	45.50%	27.30%	11
State Year 5	2.20%	4.30%	15%	55%	24.40%	79,620
National Year 5	1.60%	7.00%	17.20%	52.90%	21.30%	314,987
ACCC Year 7	0.00%	0.00%	0.00%	66.70%	33.30%	9
State Year 7	1.80%	6.30%	19.60%	51.10%	21.20%	76,422
National Year 7	1.50%	9%	21%	49.30%	19.20%	304,722
ACCC Year 9	0.00%	0.00%	33.30%	41.70%	25.00%	12
State Year 9	2.10%	7.80%	23.80%	47.90%	18.30%	72,743
National Year 9	1.80%	10.60%	24.70%	45.90%	16.90%	287,709

Writing



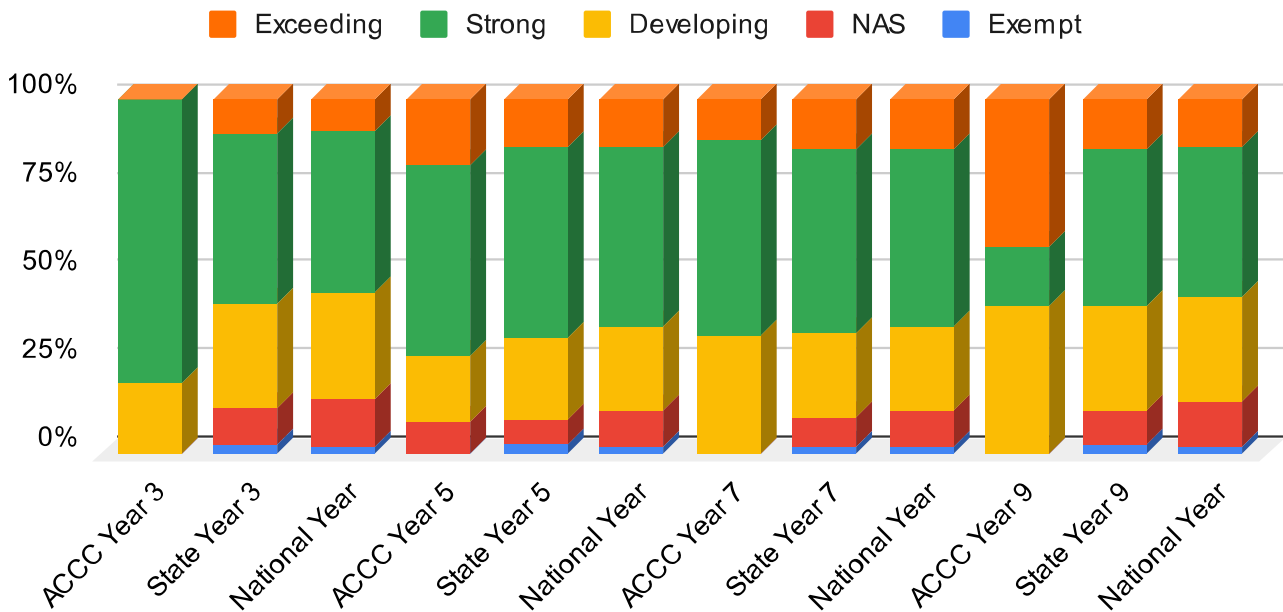
	Exempt	NAS	Developing	Strong	Exceeding	Participating Students
ACCC Year 3	0.00%	0.00%	20.00%	80.00%	0.00%	5
State Year 3	2.30%	3.90%	14%	71%	9.50%	77,563
National Year 3	1.80%	6.10%	16.00%	66.90%	9.10%	304,296
ACCC Year 5	0.00%	0.00%	27.30%	45.50%	27.30%	11
State Year 5	2.20%	5.10%	18.30%	60.40%	14.00%	79,417
National Year 5	1.60%	10%	22.60%	54.70%	11.50%	313,925
ACCC Year 7	0.0%(0)	0.00%	0.00%	66.70%	33.30%	9
State Year 7	1.80%	6.50%	23.10%	51.40%	17.20%	76,457
National Year 7	1.50%	11%	25%	47.70%	14.80%	305,591
ACCC Year 9	0.0%(0)	0.00%	33.30%	41.70%	25.00%	12
State Year 9	2.10%	8.10%	25.90%	44.50%	19.30%	72,862
National Year 9	1.80%	12.10%	28.10%	40.50%	17.60%	289,001

Spelling



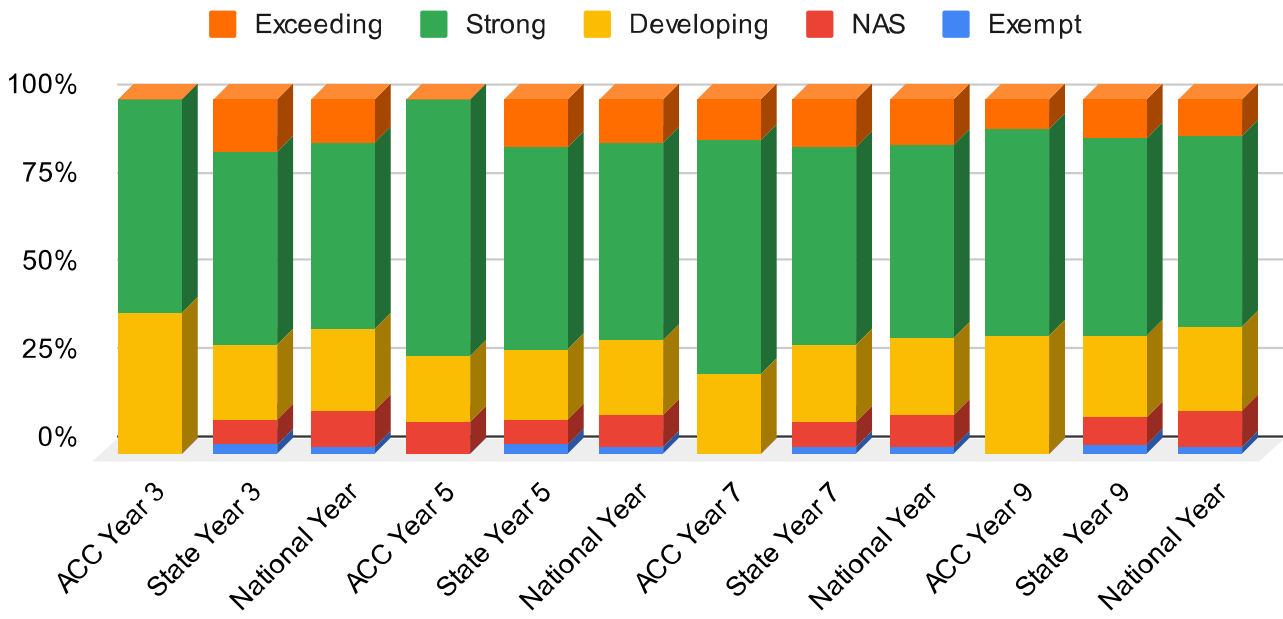
	Exempt	NAS	Developing	Strong	Exceeding	Participating Students
ACCC Year 3	0.00%	0.00%	40.00%	40.00%	20.00%	5
State Year 3	2.40%	9.00%	26%	45%	17.70%	77,855
National Year 3	1.90%	11.10%	26.20%	44.10%	16.70%	305,173
ACCC Year 5	0.00%	9.10%	27.30%	36.40%	27.30%	11
State Year 5	2.20%	6.90%	20%	49.20%	21.70%	79,190
National Year 5	1.60%	8.70%	20.70%	48.40%	20.60%	313,187
ACCC Year 7	0.00%	0.00%	44.40%	44.40%	11.10%	9
State Year 7	1.80%	6.60%	18.50%	51.20%	21.80%	75,864
National Year 7	1.50%	7.50%	18.20%	50.90%	21.80%	302,350
ACCC Year 9	0.00%	8.30%	8.30%	41.70%	41.70%	12
State Year 9	2.10%	6.90%	19.20%	53.20%	18.50%	71,898
National Year 9	1.80%	7.90%	19.40%	52.90%	18%	284,621

Grammar and Punctuation



	Exempt	NAS	Developing	Strong	Exceeding	Participating Students
ACCC Year 3	0.00%	0.00%	20.00%	80.00%	0.00%	5
State Year 3	2.40%	10.40%	29.70%	47.80%	9.70%	77,855
National Year 3	1.90%	13.30%	30.50%	45.70%	8.60%	305,173
ACCC Year 5	0.00%	9.10%	18.20%	54.50%	18.20%	11
State Year 5	2.20%	7.10%	23.40%	54.20%	13%	79,190
National Year 5	1.60%	10.10%	24.30%	50.80%	13.10%	313,187
ACCC Year 7	0.00%	0.00%	33.30%	55.60%	11.10%	9
State Year 7	1.80%	8.10%	24%	52.50%	13.70%	75,864
National Year 7	1.50%	10.60%	23.90%	50.20%	13.80%	302,350
ACCC Year 9	0.00%	0.00%	41.70%	16.70%	41.70%	12
State Year 9	2.10%	9.90%	29.60%	44.30%	14.10%	71,898
National Year 9	1.80%	12.90%	29.40%	42.40%	13.50%	284,621

Numeracy



	Exempt	NAS	Developing	Strong	Exceeding	Participating Students
ACCC Year 3	0.00%	0.00%	40.00%	60.00%	0.00%	5
State Year 3	2.30%	7.10%	21.20%	54.60%	14.70%	77,965
National Year 3	1.80%	10%	23.50%	52.40%	12.30%	304,914
ACCC Year 5	0.00%	9.10%	18.20%	72.70%	0.00%	11
State Year 5	2.20%	7.10%	20.40%	57.10%	13.20%	79,202
National Year 5	1.60%	9.30%	21.40%	55.80%	12%	312,703
ACCC Year 7	0.00%	0.00%	22.20%	66.70%	11.10%	9
State Year 7	1.80%	7.30%	21.50%	55.80%	13.60%	75,724
National Year 7	1.50%	9.30%	22%	54.50%	12.60%	301,616
ACCC Year 9	0.00%	0.00%	33.30%	58.30%	8.30%	12
State Year 9	2.10%	7.90%	23.30%	56%	10.60%	71,997
National Year 9	1.80%	10.20%	24.10%	54%	9.90%	283,767



**AUSTRALIAN
CHRISTIAN COLLEGE**
CASEY

Introduction

This Annual Report provides an overview of various aspects of school life in 2023. The report provides key information for parents and the community as well as meets Federal and State government compliance:

Our inaugural year as Australian Christian College Casey, 2023 was a year of transition, many 'firsts', and an abundance of opportunity. Retaining all students and staff from the previous school, which was a campus of Lighthouse Christian College, 10 new foundation students joined to form a small community of 96 students and 12 staff.

Outwardly, the transition was obvious, as the number of purple uniforms dwindled and the blue hues of ACC were increasingly being bought and worn with pride. Inwardly however, is where the most changes were occurring, as the community gradually came to realise the depth of blessings available in joining a network of 13 Australian Christian Colleges across the nation.

With low teacher to student ratios, students benefited from a small school feel where students are so easily known, loved and well taught, alongside the added advantages of an already established high quality curriculum, and a firm foundation on the direction of the school, set out in the vision, mission and values. This year was all about the opportunity to begin developing a culture of excellence in all that was endeavoured.

Vision

We are... *Building a Biblical Foundation* in the life of every student.

We are... *Praying that each student has a personal relationship with Jesus Christ.*

We are... *Helping each student to succeed in whatever God wants them to do.*

Mission

To develop each and every student to be equipped spiritually, academically, socially and physically to flourish into their full potential, and be a positive influence on the world around them.

Values

The ACC values, based on the characteristics of Jesus Christ, help our communities to function respectfully and joyfully, as we serve one another and bring glory to God.

C - Courage

H - Humility

R - Respect

I - Initiative

S - Self-Control

T - Trust

Staff too have benefitted from the support of Christian Education Ministries (CEM), who provide a wealth of services usually only available to large and established multi-campus independent schools. Services such as Human Relations, technology infrastructure and maintenance support, marketing and finance management and many more services were but a phone call away. The community's hopes for a future at a new site at Pearcedale Road, Cranbourne South were also significantly bolstered by the services offered within CEM's Business Development and Architecture team, well equipped to progress the growth of the school as needed.

A highlight for staff was the National Conference in which more than 600 ACC staff from across the country gathered on the Gold Coast to grow together in fellowship and hear from world renown speakers like Ken Ham.



Caleb Peterson

Principal
ACC Casey

Staff Profile

Surname	First Name	Role	VIT no.
Amin	Rahna	Teacher	605111
Ball	Claire	Teacher	193743
Brett	Stephanie	Wellbeing Teacher	373107
Bromhead	Peter	Acting Principal	740661
Gill	Rahul	Teacher	711134
Jackson	Elizabeth	Teacher	397070
Kamp	Joanna	Teacher	423329
Mether	Justyn	Teacher	601312
Pane	Diana	Teacher	395497
Pollard	Daryl	Principal	256083
Rosario	Nicolas Levi	Teacher	706668
Teeroovengadum	Rachel	Teacher	356975
Jung	Ruth	Admin/ Reception	
Rentoul	Pearl	Learning Support	
Jung	Michael	Maintenance	

Professional Development

Alongside the National Conference, staff participated in the following professional learning:

- Child Safety Responding and Reporting Obligations
- Recognising and reporting child abuse
- Child Safety Procedure
- Records Management for Documentation Relating to Child Safety matters
- Managing Risks to Child Safety and Wellbeing
- Establishing a Culturally Safe Environment
- Student Empowerment
- Family Engagement
- Diversity and Equity
- Complaints and Reporting Process
- Staff Member Expectations
- Code of Conduct
- Duty of Care and Workplace Health and Safety
- Workplace Harassment and Discrimination
- Appropriate Use of Technology
- Identifying and Managing Conflicts of Interest
- Declaring Gifts, Benefits and Bribes
- Copyright and Intellectual Property
- Confidentiality and Privacy
- Record Keeping
- iPad Basics
- Canvas of the iPad
- Speedgrader App
- Using the iPad for Feedback in the Classroom
- Rosensheim's Principles
- First Aide Training
- Anaphylaxis Training

Student Enrolment

Enrolments	Feb 2022
Prep	9
Year 1	13
Year 2	14
Year 3	12
Year 4	7
Year 5	8
Year 6	9
Year 7	13
Year 8	9
Year 9	6
Total	100

Throughout the year 22 students were withdrawn and 8 students enrolled.
We ended the year with 92 students.



Student Attendance

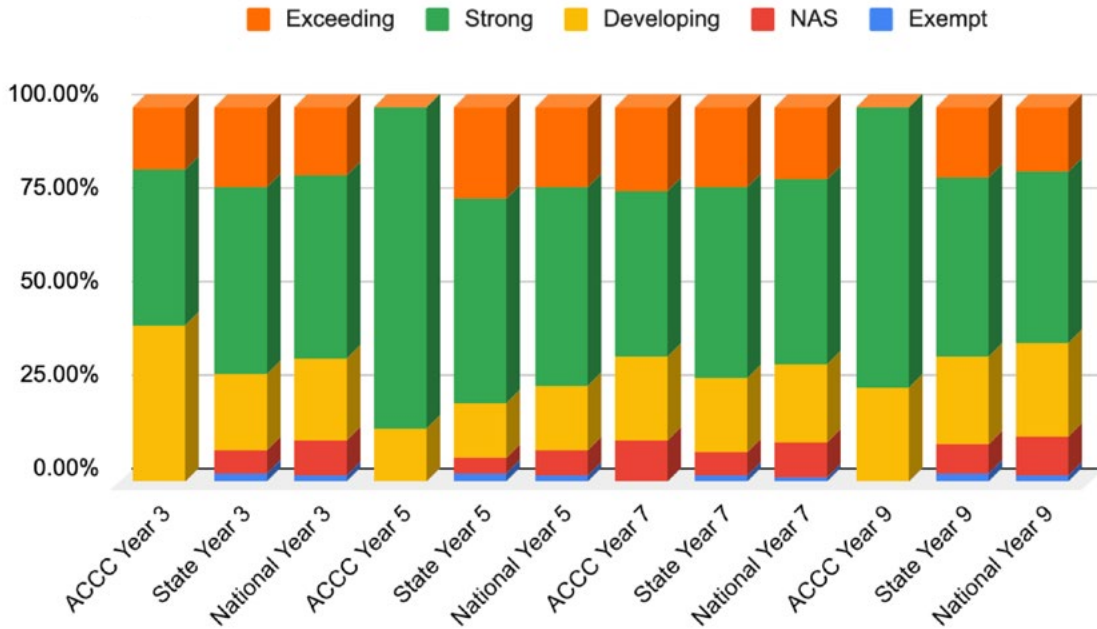
Attendance

2023	Term 1	Term 2	Term 3	Term 4	Average	
F	94.0	88.1	88.6	92.0	90.7	
1	90.4	82.6	87.8	88.0	87.2	
2	92.9	90.6	90.2	96.4	92.5	
3	92.9	90.4	94.1	91.3	92.2	
4	91.8	91.8	91.9	93.6	92.3	
5	92.9	91.9	93.5	93.8	93.0	Primary Average
6	90.6	91.4	92.1	92.2	91.6	91.3%
7	86.2	79.1	74.9	80.8	80.2	
8	80.9	83.6	87.9	83.1	83.9	Secondary Average
9	84.5	91.1	80.2	81.7	84.4	82.8%
						Overall 87.1%

Victoria recorded an overall student attendance rate of 89.3 per cent for 2023, with government schools sitting at 88.6 per cent, Catholic schools at 90.1 per cent and independent schools at 91.5 per cent.

NAPLAN Results

Reading



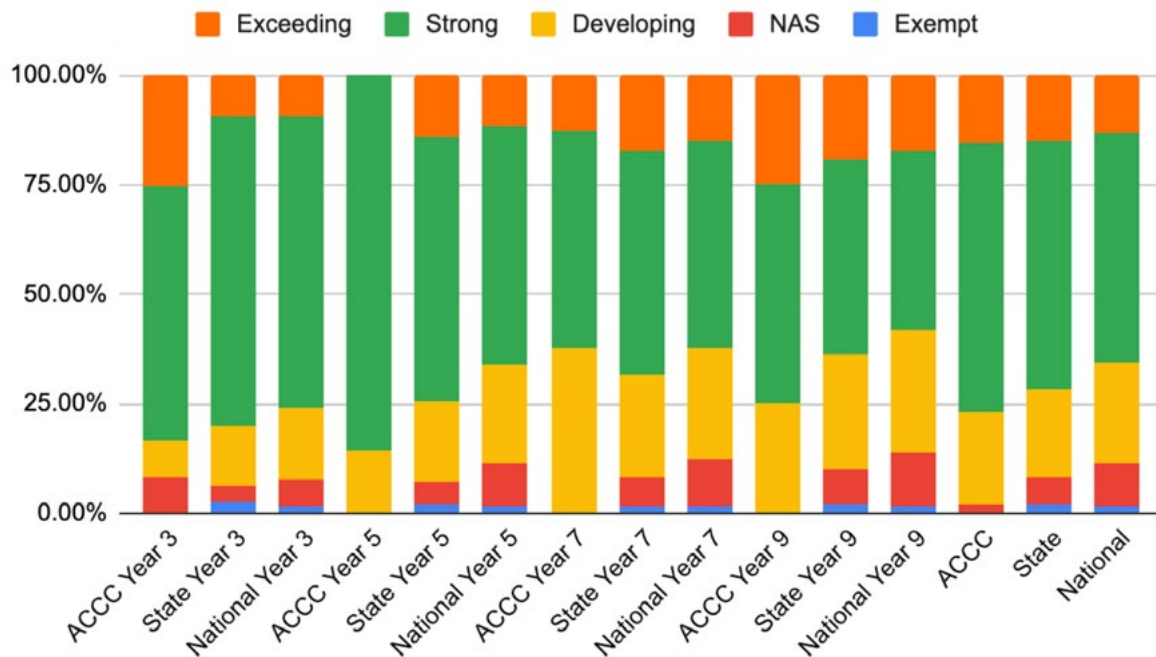
	Exempt	NAS	Developing	Strong	Exceeding	Participating Students
ACCC Year 3	0.00%	0.00%	41.70%	41.70%	16.70%	12
State Year 3	2.40%	6.30%	20%	50%	21.20%	78,353
National Year 3	1.90%	9.10%	22.20%	48.50%	18.30%	307,079
ACCC Year 5	0.00%	0.00%	14.30%	85.70%	0.00%	7
State Year 5	2.20%	4.30%	15%	55%	24.40%	79,620
National Year 5	1.60%	7.00%	17.20%	52.90%	21.30%	314,987
ACCC Year 7	0.00%	11.10%	22.20%	44.40%	22.20%	9
State Year 7	1.80%	6.30%	19.60%	51.10%	21.20%	76,422
National Year 7	1.50%	9%	21%	49.30%	19.20%	304,722
ACCC Year 9	0.00%	0.00%	25.00%	75.00%	0.00%	4
State Year 9	2.10%	7.80%	23.80%	47.90%	18.30%	72,743
National Year 9	1.80%	10.60%	24.70%	45.90%	16.90%	287,709

Reading Achievement

Overall, ACC Casey had 32 (100%) students complete the NAPLAN Reading assessment. The results show that just one student (2.78%) Needs Additional Support, which is more than 3% less than State and 6% less than National average.

ACC Casey have more students in the developing and strong areas of achievement compared to State and National average but less than half the average number of students achieving in the Exceeding area of achievement, with none in Year 5 or 9.

Writing



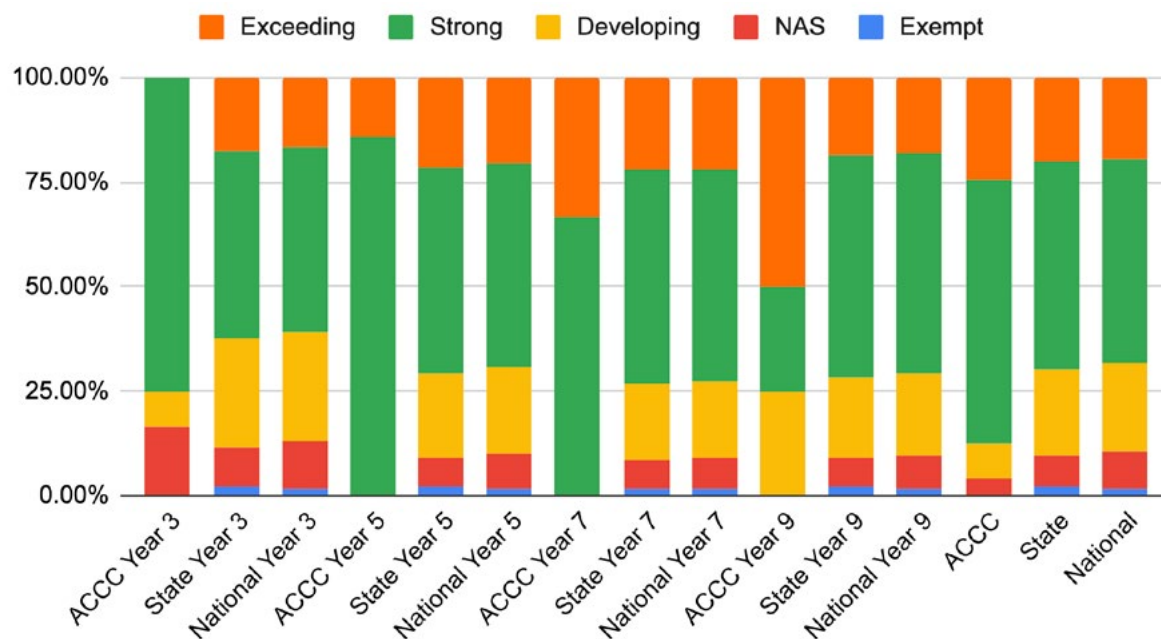
	Exempt	NAS	Developing	Strong	Exceeding	Participating Students
ACCC Year 3	0.00%	8.30%	8.30%	58.30%	25.00%	12
State Year 3	2.30%	3.90%	14%	71%	9.50%	77,563
National Year 3	1.80%	6.10%	16.00%	66.90%	9.10%	304,296
ACCC Year 5	0.00%	0.00%	14.30%	85.70%	0.00%	7
State Year 5	2.20%	5.10%	18.30%	60.40%	14.00%	79,417
National Year 5	1.60%	10%	22.60%	54.70%	11.50%	313,925
ACCC Year 7	0.00%	0.00%	37.50%	50.00%	12.50%	8
State Year 7	1.80%	6.50%	23.10%	51.40%	17.20%	76,457
National Year 7	1.50%	11%	25%	47.70%	14.80%	305,591
ACCC Year 9	0.00%	0.00%	25.00%	50.00%	25.00%	4
State Year 9	2.10%	8.10%	25.90%	44.50%	19.30%	72,862
National Year 9	1.80%	12.10%	28.10%	40.50%	17.60%	289,001

Writing Achievement

Overall, ACC Casey had 32 (100%) students complete the NAPLAN Writing assessment. The results show that just one student (2.08%) Needs Additional Support, which is more than 3% less than State and 7% less than National average.

ACC Casey have more 15.6% of students in the exceeding area which is on par with State and greater than the National average. ACC Casey has 61% students achieving in the Strong area which is greater than 4% more than State and National. ACC Casey have similar percentage of students achieving in the Developing area compared to State and National and significantly less students Needing Additional Support.

Spelling



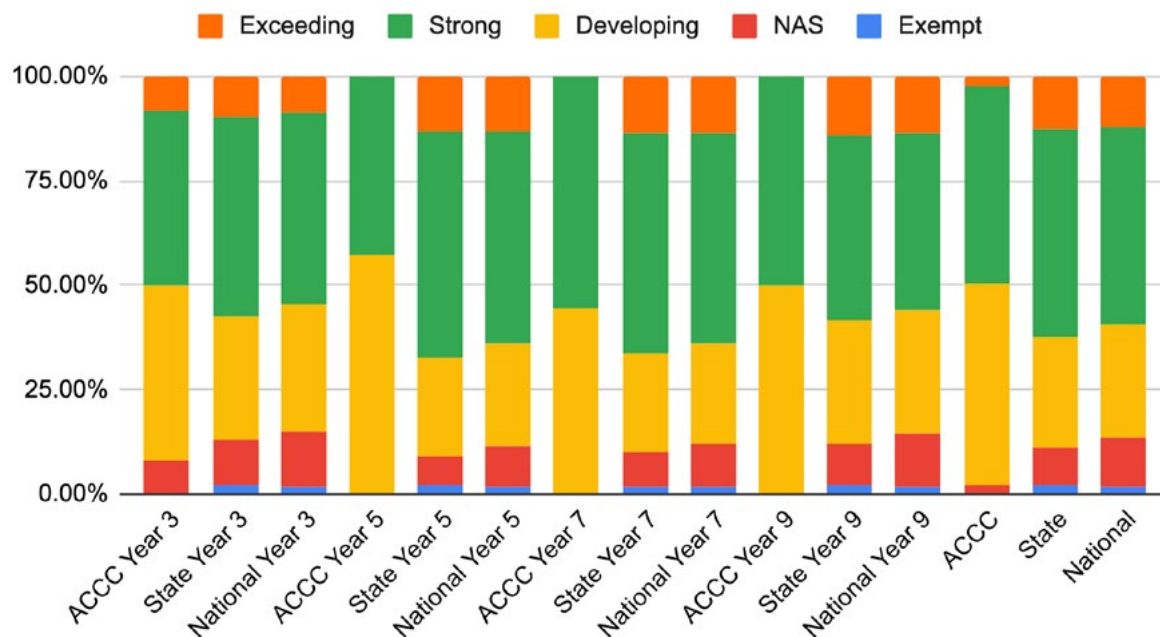
	Exempt	NAS	Developing	Strong	Exceeding	Participating Students
ACCC Year 3	0.00%	16.70%	8.30%	75.00%	0.00%	12
State Year 3	2.40%	9.00%	26%	45%	17.70%	77,855
National Year 3	1.90%	11.10%	26.20%	44.10%	16.70%	305,173
ACCC Year 5	0.00%	0.00%	0.00%	85.70%	14.30%	7
State Year 5	2.20%	6.90%	20%	49.20%	21.70%	79,190
National Year 5	1.60%	8.70%	20.70%	48.40%	20.60%	313,187
ACCC Year 7	0.00%	0.00%	0.00%	66.70%	33.30%	9
State Year 7	1.80%	6.60%	18.50%	51.20%	21.80%	75,864
National Year 7	1.50%	7.50%	18.20%	50.90%	21.80%	302,350
ACCC Year 9	0.00%	0.00%	25.00%	25.00%	50.00%	4
State Year 9	2.10%	6.90%	19.20%	53.20%	18.50%	71,898
National Year 9	1.80%	7.90%	19.40%	52.90%	18%	284,621

Spelling Achievement

Overall, ACC Casey had 32 (100%) students complete the NAPLAN Spelling assessment. The results show that just two students (4.18%) Need Additional Support, which is more than 3% less than State and 4% less than National average.

ACC Casey also have less than half the percentage of students in the developing area compared to State and National. We have more than 13% students with Strong achievement and 5% more in the Exceeding area.

Grammar and Punctuation



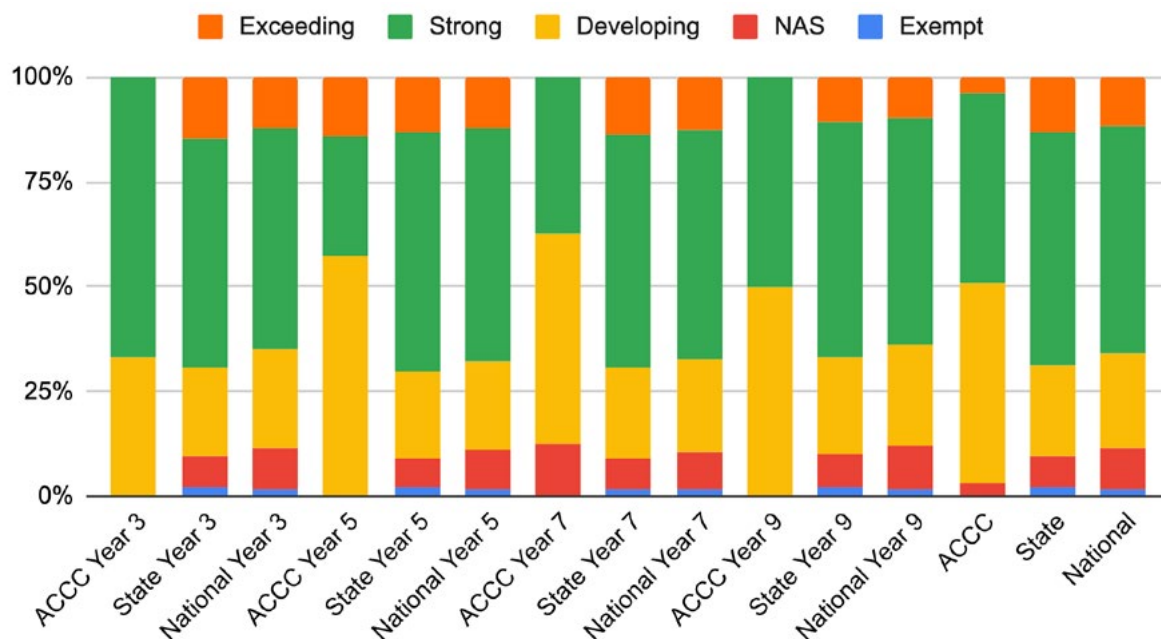
	Exempt	NAS	Developing	Strong	Exceeding	Participating Students
ACCC Year 3	0.00%	8.30%	41.70%	41.70%	8.30%	12
State Year 3	2.40%	10.40%	29.70%	47.80%	9.70%	77,855
National Year 3	1.90%	13.30%	30.50%	45.70%	8.60%	305,173
ACCC Year 5	0.00%	0.00%	57.10%	42.90%	0.00%	7
State Year 5	2.20%	7.10%	23.40%	54.20%	13%	79,190
National Year 5	1.60%	10.10%	24.30%	50.80%	13.10%	313,187
ACCC Year 7	0.00%	0.00%	44.40%	55.60%	0.00%	9
State Year 7	1.80%	8.10%	24%	52.50%	13.70%	75,864
National Year 7	1.50%	10.60%	23.90%	50.20%	13.80%	302,350
ACCC Year 9	0.00%	0.00%	50.00%	50.00%	0.00%	4
State Year 9	2.10%	9.90%	29.60%	44.30%	14.10%	71,898
National Year 9	1.80%	12.90%	29.40%	42.40%	13.50%	284,621

Grammar and Punctuation Achievement

Overall, ACC Casey had 32 (100%) students complete the NAPLAN Grammar and Punctuation assessment. The results show that just two students (2.08%) Needs Additional Support, which is more than 6% less than State and 9% less than National average.

However, ACC Casey has nearly twice the percentage of students achieving in the developing area compared to State and National achievement. We had a similar percentage of students achieving in the String area but only 2.08% (1 student) in the Exceeding area, which is 10% less the State and National percentage.

Numeracy



	Exempt	NAS	Developing	Strong	Exceeding	Participating Students
ACCC Year 3	0.00%	0.00%	33.30%	66.70%	0.00%	12
State Year 3	2.30%	7.10%	21.20%	54.60%	14.70%	77,965
National Year 3	1.80%	10%	23.50%	52.40%	12.30%	304,914
ACCC Year 5	0.00%	0.00%	57.10%	28.60%	14.30%	7
State Year 5	2.20%	7.10%	20.40%	57.10%	13.20%	79,202
National Year 5	1.60%	9.30%	21.40%	55.80%	12%	312,703
ACCC Year 7	0.00%	12.50%	50.00%	37.50%	0.00%	8
State Year 7	1.80%	7.30%	21.50%	55.80%	13.60%	75,724
National Year 7	1.50%	9.30%	22%	54.50%	12.60%	301,616
ACCC Year 9	0.00%	0.00%	50.00%	50.00%	0.00%	4
State Year 9	2.10%	7.90%	23.30%	56%	10.60%	71,997
National Year 9	1.80%	10.20%	24.10%	54%	9.90%	283,767

Numeracy Achievement

Overall, ACC Casey had 31 (97%) students complete the NAPLAN Numeracy assessment. The results show that just one students (3.13%) Needs Additional Support, which is more than 4% less than State and 6% less than National average.

However, ACC Casey has more than twice the percentage of students achieving in the developing area compared to State and National achievement. We had nearly 10% less students achieving in the Strong area and only 3.58% (1 student) in the Exceeding area, which is 10% less the State and National percentage.



**AUSTRALIAN
CHRISTIAN COLLEGE**

Benalla

Phone: (03) 5764 7800
Email: benalla@acc.edu.au
Campus: 57 Samaria Road, Benalla VIC 3672
Website: acc.edu.au/benalla

Casey

Phone: (03) 8793 1300
Email: casey@acc.edu.au
Campus: 20 McCormicks Road, Skye VIC 3977
Website: acc.edu.au/casey